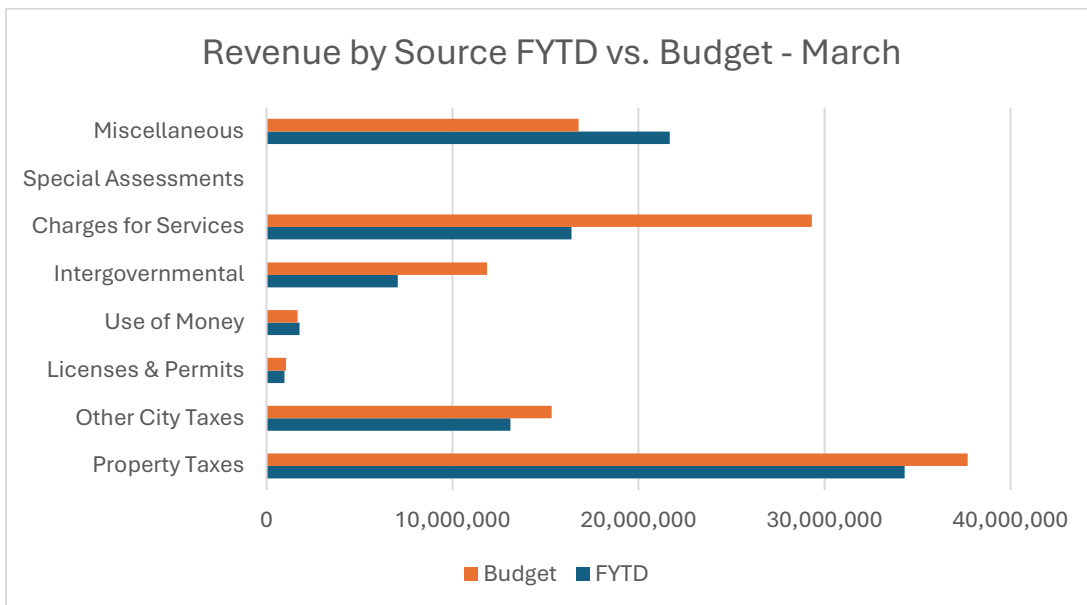
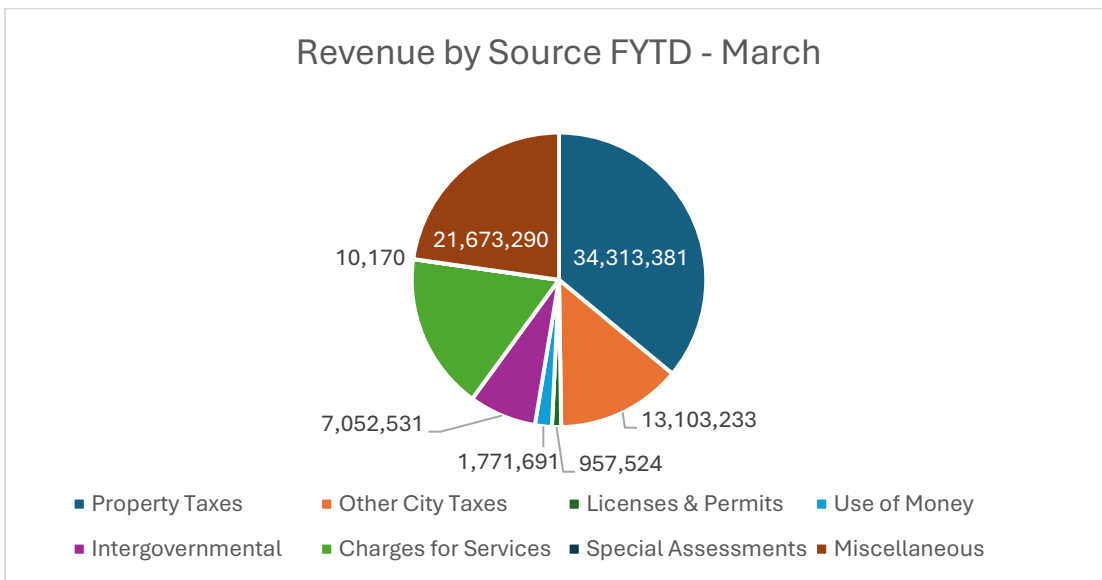


Total Revenue by Source

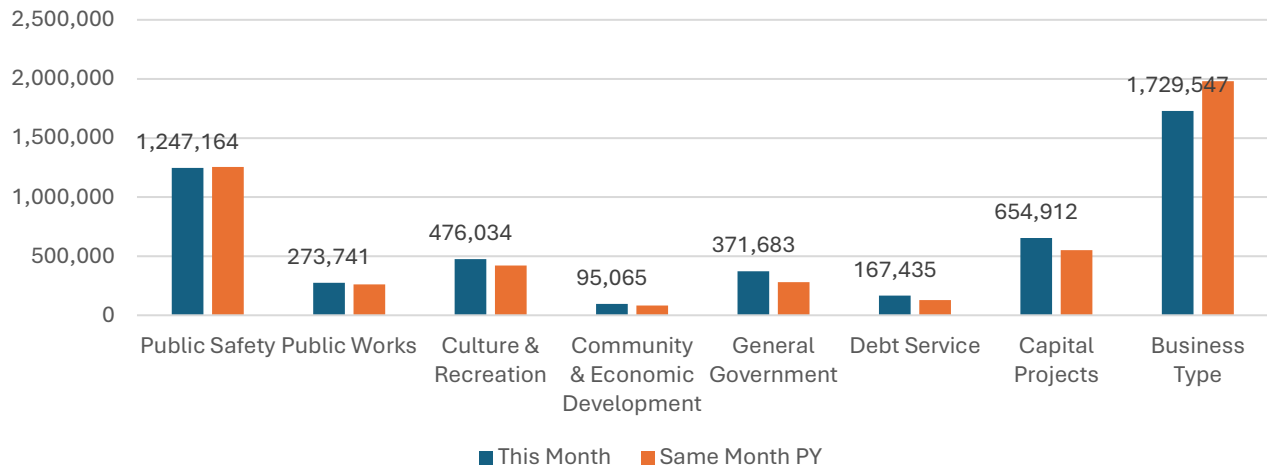
	This Month	Same Month PY	FYTD	Budget	% of Budget
Property Taxes	12,189,362	11,996,435	34,313,381	37,693,585	91%
Other City Taxes	2,613,387	1,765,741	13,103,233	15,328,893	85%
Licenses & Permits	78,048	105,554	957,524	1,052,000	91%
Use of Money	290,878	157,994	1,771,691	1,664,270	106%
Intergovernmental	538,762	565,856	7,052,531	11,846,888	60%
Charges for Services	1,313,012	1,532,391	16,401,776	29,324,817	56%
Special Assessments	115	1,285	10,170	14,000	73%
Miscellaneous	17,834,382	15,175,810	21,673,290	16,775,628	129%
	34,857,946	31,301,066	95,283,596	113,700,081	84%



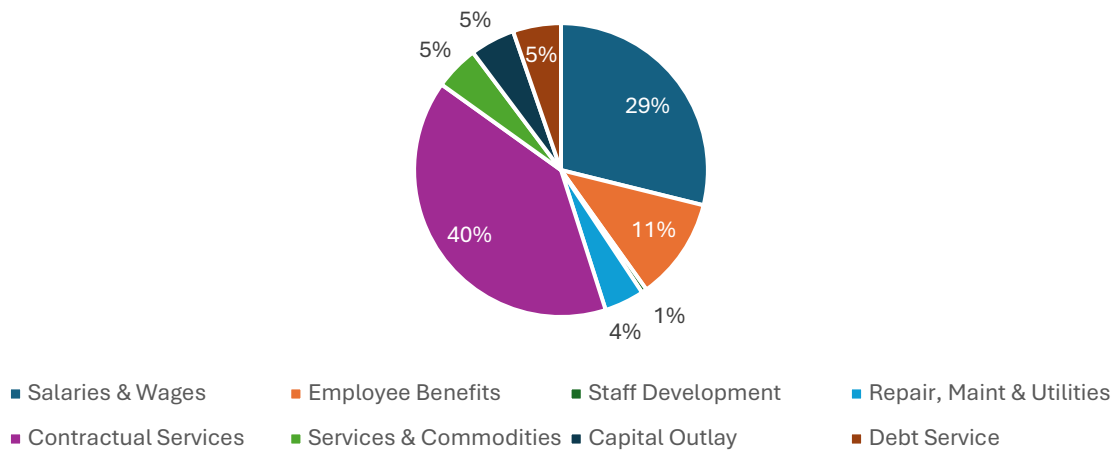
Total Expenditures by Function

	This Month	Same Month PY	FYTD	Budget	% of Budget
Public Safety	1,247,164	1,256,372	12,319,718	17,352,289	71%
Public Works	273,741	261,330	2,957,293	4,177,349	71%
Culture & Recreation	476,034	421,540	5,007,081	7,131,533	70%
Community & Economic Development	95,065	83,749	2,930,494	5,319,368	55%
General Government	371,683	279,683	3,942,255	6,275,571	63%
Debt Service	167,435	128,531	3,069,014	15,612,930	20%
Capital Projects	654,912	550,788	15,988,513	28,515,359	56%
Business Type	1,729,547	1,981,247	19,344,358	31,753,742	61%
	5,015,580	4,963,240	65,558,727	116,138,141	56%

Expenditures by Function - March

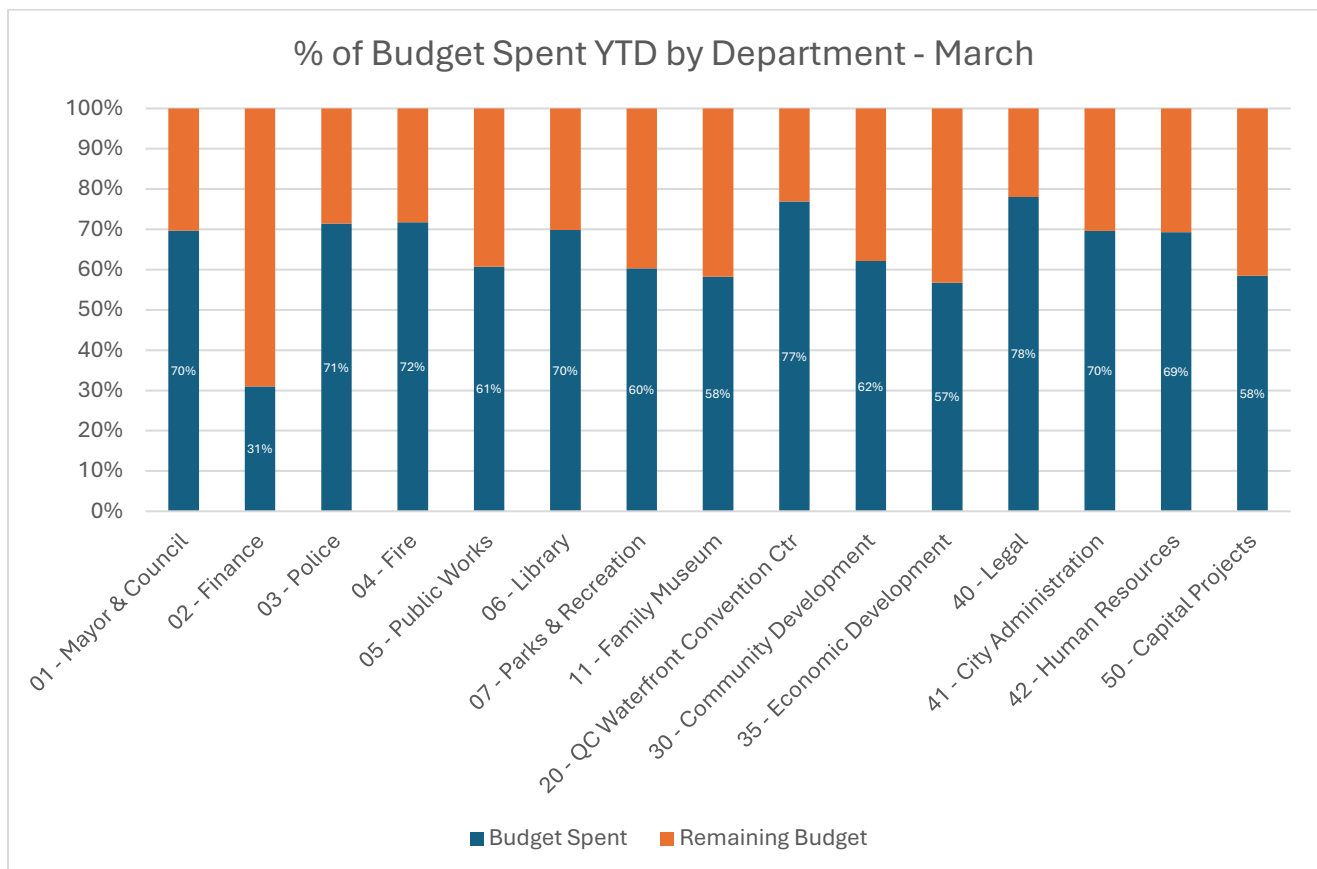


Expenditures by Category FYTD - March



Total Expenditures by Department

	This Month	Same Month PY	FYTD	Budget	Budget Spent	Remaining Budget
01 - Mayor & Council	574,118	446,502	6,431,811	9,233,411	70%	30%
02 - Finance	495,668	558,930	7,994,463	25,775,451	31%	69%
03 - Police	715,404	708,496	7,084,007	9,912,992	71%	29%
04 - Fire	482,349	491,879	4,680,443	6,526,656	72%	28%
05 - Public Works	1,089,623	1,252,945	12,370,031	20,379,972	61%	39%
06 - Library	289,520	294,205	2,963,185	4,242,091	70%	30%
07 - Parks & Recreation	208,260	221,217	2,489,642	4,130,693	60%	40%
11 - Family Museum	165,255	170,094	1,567,385	2,690,542	58%	42%
20 - QC Waterfront Convention Ctr	121,711	78,217	1,350,371	1,755,500	77%	23%
30 - Community Development	149,644	129,884	1,348,117	2,170,299	62%	38%
35 - Economic Development	50,878	41,629	2,449,883	4,320,838	57%	43%
40 - Legal	32,268	31,424	346,194	443,728	78%	22%
41 - City Administration	42,070	39,913	401,692	576,980	70%	30%
42 - Human Resources	38,265	31,067	378,989	547,006	69%	31%
50 - Capital Projects	560,548	466,836	13,702,514	23,431,982	58%	42%
	5,015,580	4,963,240	65,558,727	116,138,141	56%	44%



Mayor & Council (General Fund Only)	Account Description	Adopted Budget	Actual	Encumb.	(Over)/Under Budget	% Spent YTD
1001-0101-51001	Regular Full Time	17,693	12,607.97	0.00	5,085.03	71.26%
1001-0101-51002	Regular Part-Time	100,423	71,471.40	0.00	28,951.60	71.17%
1001-0101-51004	Overtime	750	561.29	0.00	188.71	74.84%
1001-0101-51027	Sick Leave Buyback	100	63.00	0.00	37.00	63.00%
1001-0101-52001	Fica-City Contribution	1,150	1,730.98	0.00	-580.98	150.52%
1001-0101-52002	Medicare-City Contributn	720	1,233.29	0.00	-513.29	171.29%
1001-0101-52003	Ipers-City Contribution	11,221	6,667.49	0.00	4,553.51	59.42%
1001-0101-52005	City Funded Deferred Comp	354	257.04	0.00	96.96	72.61%
1001-0101-52006	Group Insurance	3,985	2,695.46	0.00	1,289.54	67.64%
1001-0101-53001	Association Dues	100	0.00	0.00	100.00	0.00%
1001-0101-53002	Subscriptns & Educatn Mat	0	423.07	0.00	-423.07	
1001-0101-53004	Meetings & Conferences	28,000	28,771.92	0.00	-771.92	102.76%
1001-0101-55013	Payment To Other Agencies	765,000	603,706.47	0.00	161,293.53	78.92%
1001-0101-55019	Information Services Chrg	29,421	30,463.87	0.00	-1,042.87	103.54%
1001-0101-55031	Contingency	2,500	0.00	0.00	2,500.00	0.00%
1001-0101-55072	Other Professional Servic	50,000	31,462.40	0.00	18,537.60	62.92%
1001-0101-55082	Homebase Warranty Expense	0	900.00	0.00	-900.00	
1001-0101-56004	Minor Equipment	500	102.72	0.00	397.28	20.54%
1001-0101-56006	Office Supplies	200	111.85	0.00	88.15	55.93%
1001-0101-56007	Operating Supplies	42,500	34,805.38	0.00	7,694.62	81.90%
1001-0101-56008	Postage & Shipping	2,000	0.00	0.00	2,000.00	0.00%
1001-0101-56033	Public Appreciation	25,000	26,033.47	0.00	-1,033.47	104.13%
Total		1,081,617	854,069	0	227,547.93	78.96%